

The Proteomics Resource Center | The Rockefeller University

12/01/21- 02/28/23 (15 months)



11,558 LCMS hours logged (Proteomics: 7,335h/Metabolomics: 4,223h) not including Quality Control and most implementation/tests.



3,378 digestions (charged: 1,731).



335 Proteomics projects (185 internal) and 187 Small Molecule projects (181 internal).



156 individual users (Internal 102/External 54) from 77 different labs (Internal 46/External 31). Walkup instrument usage is not included.



FY22 subsidy: 24.3%.
Projected FY23 subsidy: 20% (based on first 8 months).



Metabolomics samples: Polar: 4,604 (targeted: 4,526, DDA: 78), Non-polar: 653.



Median and average turn-around time: 11 and 24 days calendar days.

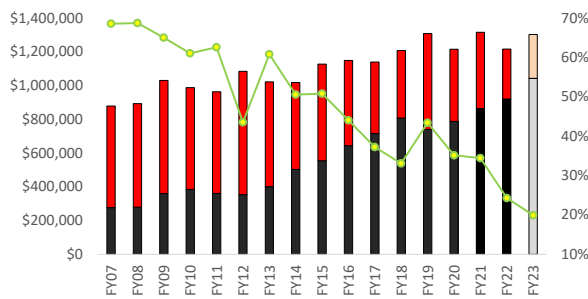


20 letters of support for grants and applications.

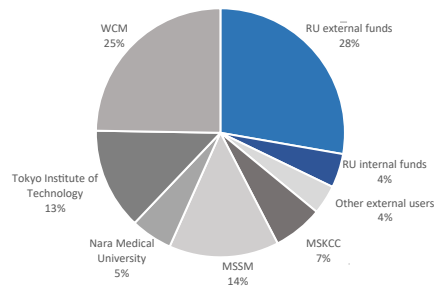


12 co-authored publications and 13 acknowledgements.

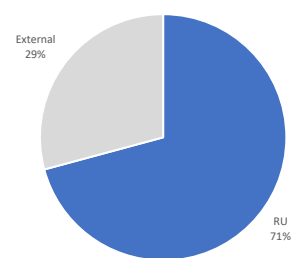
Historical subsidy (red), User Fees (black) and percent Subsidy (green)



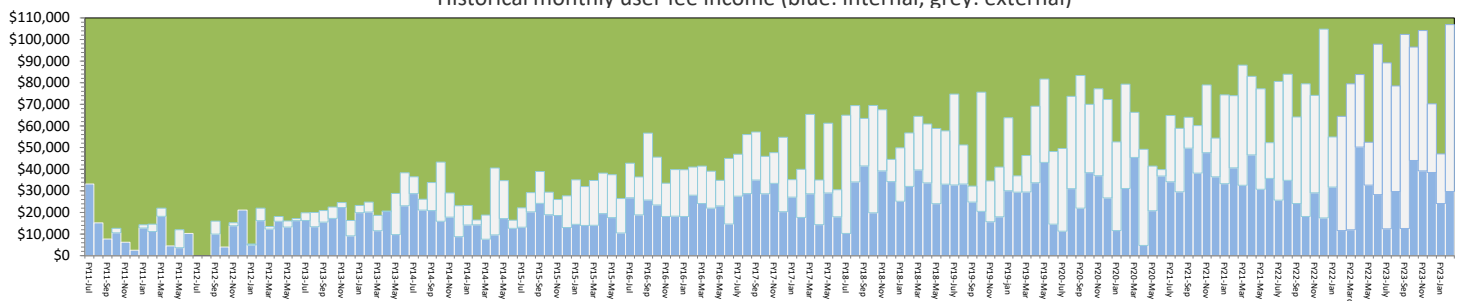
User fee income \$1.26m (15 months)



8,956 samples (15 months)



Historical monthly user fee income (blue: internal, grey: external)



The above number are calculated to the best of knowledge. Numbers are calculated based on completed projects .