



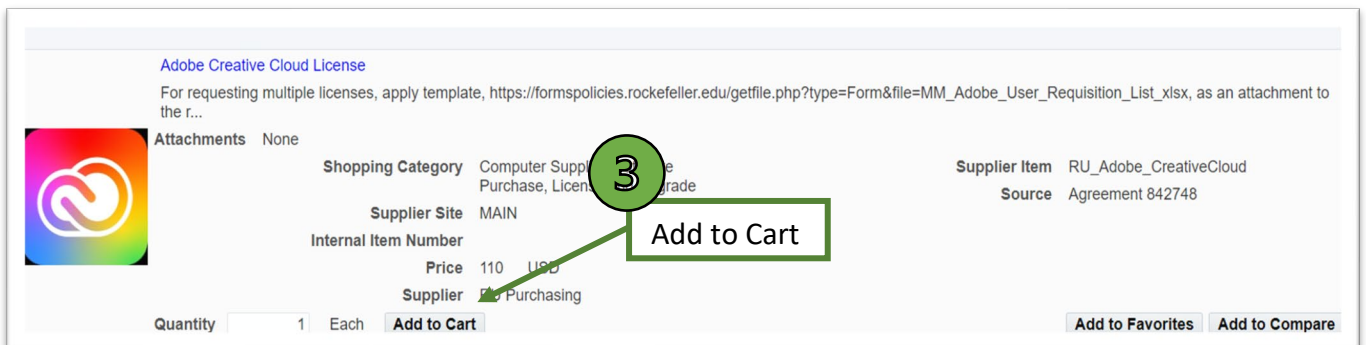
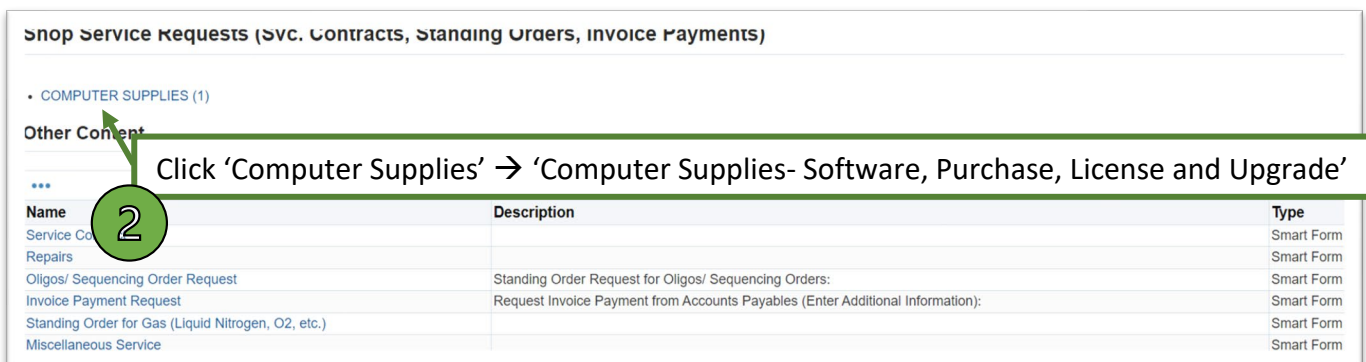
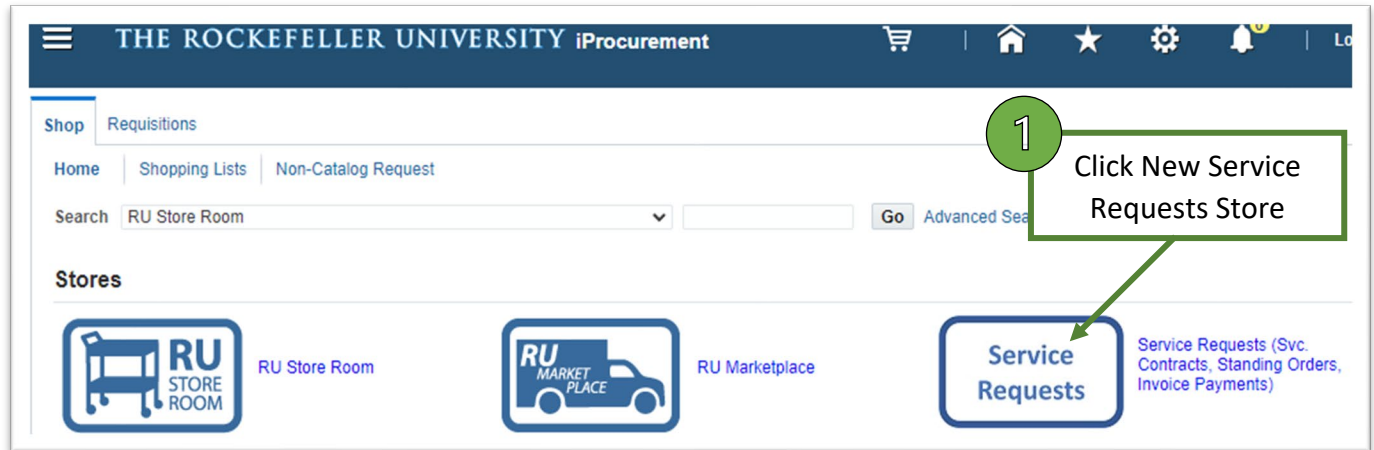
# Adobe Creative Cloud Guide

## Contents

Add Adobe Creative Cloud to Cart .....	2
Sign in to Creative Cloud .....	3
Frequently Asked Questions .....	4
Which apps are included with my Creative Cloud subscription? .....	4
How many devices can I use with my Creative Cloud subscription? .....	4
Will all the apps in Creative Cloud download at once? .....	4
When can I renew my current Adobe Software subscription? .....	4
How do I request a Creative Cloud subscription for another member of our lab or dept.? .....	4
How will I know when my Creative Cloud subscription is ready for use? .....	4

# Add Adobe Creative Cloud to Cart

## iProcurement Shopping Page



To request multiple licenses, use [Adobe Multiple User License Template](#) and attach to the requisition line.

# Sign in to Creative Cloud

- a. Visit <https://creativecloud.adobe.com/> and click the 'Sign In' link
- b. Enter your '@rockefeller.edu' email address
- c. Select 'Company or School Account'
- d. You'll then be routed to RU's 'Federated Identity Login' page

## Federated Identity Login

You must log in to access the requested service. The referring site URL is (federatedid-na1.services.adobe.com). When you have finished using the service, please logout and close your browser to end your session.

Please log in with your RUNet Username (all lower case) If you encounter problems logging in, please contact the Information Technology Help Desk at x8940.

A login form with a blue gradient box on the left containing the text 'Log In'. To the right, there are two input fields: 'RUNet Username' with the text 'user' and 'RUNet Passphrase' with masked characters. A 'Login' button is located below the passphrase field.

Log In

RUNet Username

RUNet Passphrase

Login

- e. Enter your Rockefeller credentials to login

***Note: If you're already logged in to an application which uses Single Sign-On application (SSO), you may not be required to reauthenticate.***

# Frequently Asked Questions

Which apps are included with my Creative Cloud subscription?

**Creative Cloud includes 20+ apps; including Photoshop, Illustrator, InDesign, Spark, and Acrobat Pro. For a full list, please refer to [Adobe Creative Cloud All Apps](#)**

How many devices can I use with my Creative Cloud subscription?

**Your subscription lets you activate each of the 20+ Creative Cloud apps across desktop, mobile, and web on up to two devices (or virtual machines) at a time, but you may not use the same app on both devices simultaneously.**

Will all the apps in Creative Cloud download at once?

**You control which of the 20+ Creative Cloud apps you download, when you download each one, and which devices you install them on.**

**Start your app downloads by installing the Creative Cloud desktop app or by logging into Creative Cloud home on the web. You can install the mobile app from your app store. From the login screen you'll be able to download your Creative Cloud apps for desktop, web, and mobile. Use your Creative Cloud desktop app to keep programs up to date, manage your cloud documents, sync files, access and search your libraries, find fonts, learn new skills, and more.**

When can I renew my current Adobe Software subscription?

**Your current Adobe Software subscription is open for renewal between 9/18 and 10/18. Your current subscription will expire on 11/18. Users should plan on ordering their Creative Cloud subscription during the renewal period, 9/18 through 10/18.**

How do I request a Creative Cloud subscription for another member of our lab or dept.?

**Users creating a requisition for a single Creative Cloud subscription on behalf of another member of their lab or department must list them as the requestor on the requisition line. To request multiple subscriptions, use [Adobe Multiple User License Template](#), and attach to the requisition line.**

How will I know when my Creative Cloud subscription is ready for use?

**Once an order is placed, the licensing will be processed within Adobe.com. When complete, users will receive an auto-generated notification from Adobe. Please allow 1-2 business day for processing.**

---

*Creative Cloud All Apps. (n.d.) retrieved from [Adobe Creative Cloud All Apps](#)*